**Natural rubber properties pdf**

I'm not robot
reCAPTCHA
Continue



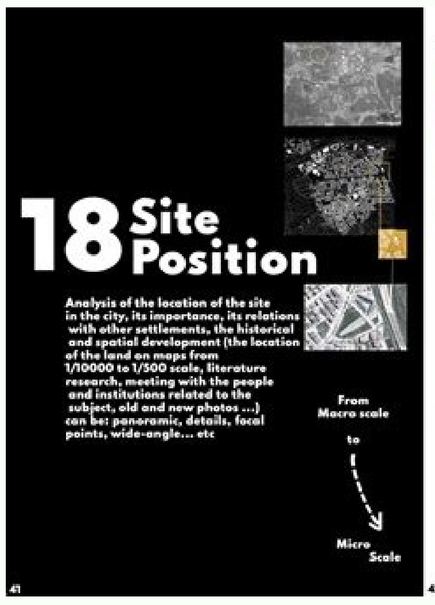





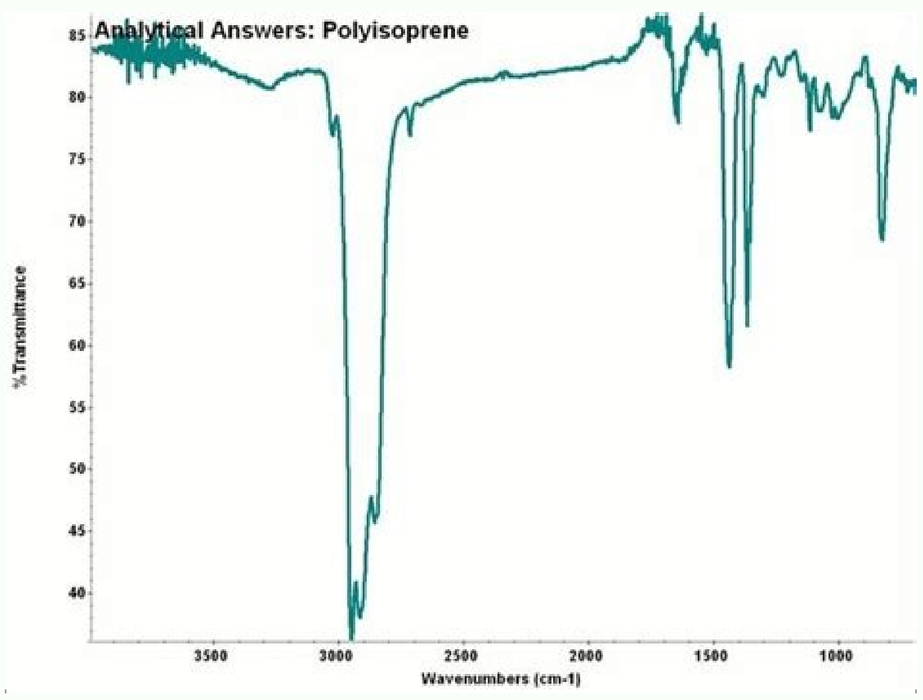


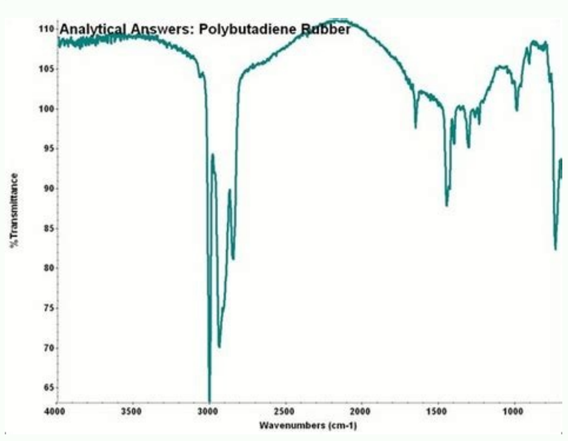




If you want to learn more about natural rubber, whether you are a beginner or simply educated, this article is for you. We have prepared this small manual on the foundations of this material, including its definition, its properties, its production method and its application. What is natural rubber? Natural rubber consists of long chains of isoprelignal polymers that are cowardly connected. The same chains are repeated when they separate; Gives rubber elasticity. Unlike synthetic rubber made of petroleum chemicals, natural rubber is made of rubber latex juice (although other plants produce latex, heva is more effective in rubber production, which in fact 99 % natural rubber). % for suppliers). The properties of natural rubber for natural rubber are elasticity and sustainability, as well as dirt and vulnerability to environmental conditions and hydrocarbons. Compared to other rubber, natural rubber is one of the most flexible ways and can withstand water and certain chemicals. It is also resistant to cuts, tears, wear, fatigue and wear, the range of work from -58 to 212 degrees F. It also has a lot of tensile resistance and easily connects to other materials. However, natural rubber is not as effective in withstanding heat, light and ozone as other rubber as neoprene. The material also varies depending on the wood from which natural impurities are made. Although natural rubber is resistant to water and certain chemicals, it remains vulnerable to fuel, oil and non -polar solvents. How is natural rubber produced? First, you should use natural rubber wood from Hevea, then treated with chemicals and heat to use it in production. The tree is shot down and the juice flows into the cup. A third of the latex at this stage is the rubber, which is held in colloidal suspension and another third is water. To improve rubber latex, latex is mixed with antic acid so that the rubber is coagulated in puree, which is then washed and pushed into blocks or then formed in smoked leaves. Then the rubber is poured into the machine to make it more healing, then mixed with chemicals to improve its properties. Finally, it is produced in the form, in calining or extrusion, then vulcanized, making it stronger, more elastic and more resistant. Vulcanization consists of heating the rubber with a small pressure boiler sulfur about 320 degrees F, although it can also beTreatment, heated to microwave or sent with liquid or melted metal salts for vulcanization. Vulcanization loaded with molecular chains in poliisoprene, increasing chemical resistance and durability and eliminating the viscosity of the virgin rubber. Although the artificial rubber has been invented in the 1930s, natural rubber is still widely used and represents just under half of the market. What is natural rubber for? Natural rubber is used in applications that require high levels of usury and heat resistance. Because of its resistance and compressibility, natural rubber is used in engineering applications such as anti -vibrant accessories, training, soft clutches, bearings, elastic and stickers. But most - 50% of natural rubber - are used in high -performance tires for racing cars, buses and airplanes thanks to its duration and resistance to heat. It is also used in snakes, parts of cars, foam mattresses and battery containers. However, thanks to its adhesive properties, the natural rubber is also found in the mastic and materials to stabilize the soil used in the new roads. Even the raw rubber is sometimes used in the calls and as part of the soles of the shoes. In addition, about 10% of the latex collected by the trees are simply reduced to a 60% rubber solution to produce products such as latex gloves or to be used as a coating. The synthesis of this manual summarizes the definition, properties, production process and uses of natural rubber. We hope that this information will help you in the search for suppliers. More information on the different types of rubber are available in our tire guide. If you are more interested in finding suppliers, we invite you to visit Thomasnet where we have more than 70 profiles of natural rubber suppliers. Sources: Other rubber items in today's technology world, it seems that the use of a wooden product is at least a special idea. However, if you think of the number of products that actually use naturalized natural rubber that comes from correct rubber, you will understand because we love this incredible material so much. The next time you get in the car, think of the event that crossed the tires, even before they start working on your vehicle. Before these tires were buildings, they were vulcanized. This process (strongly associated with the tycoon of the Charles Goodyear tires) consists in heating natural rubber with sulfur, peroxide or bisphenol to improve its immunity and elasticity. BeforeHowever, their tires began to behave like drops of latex that break directly from the wood of the Paré rubber tree. Where does natural rubber come from? Although the para tree is native to southern South America, the British Empire introduced the rubber tree to many former colonies, including India, Singapore and Malaysia, which is now one of the largest producers of rubber. Latex comes from these trees; A contagious, milky substance extracted from tree bark scraps before being recycled into chewing gum for commercial processing. Properties of rubber Natural rubber consists of polyisoprene polymer. Small amounts of other materials including proteins, fatty acids, resins and inorganic materials are normally present in natural rubber. Although polyisoprene can also be produced synthetically, the result is "synthetic natural rubber" SA. Therefore, due to its unique physical and chemical properties, natural rubber is susceptible to vulcanization and susceptible to ozone cracking. What are the benefits of natural rubber? In useful forms, natural rubber has a high stretch ratio, high elasticity, and is extremely waterproof. It is truly the material of the Swiss Material Army! Where is natural rubber used? Natural rubber in its raw, unmodified state is relatively negligible. However, the range and quantity of vulcanized rubber products is almost unlimited. Everything from the aforementioned tires (which account for about 70% of the world's natural rubber) to rubber grommets, O-frames and electric safety mats all started with the humble rubber tree. All natural chewing gum! Find out more about how we can unlock the potential of a single rubber product or offer a variety of rubber products already available by contacting us on 023 8022 6330 or email [email protected]. The benefits of natural rubber were first introduced by the Martină Rubber Company. Rubber is a material that can stretch and shrink. This is a polymer. It can be made from natural sources (such as natural rubber) or synthesized on an industrial scale. For example, car tires are usually made of styrene butadiene rubber or styrene butadiene rubber (SBR). These materials have good abrasion resistance and good aging stability when protected by additives. In 2012, more than 5.4 million tons of SBR were recycled worldwide. Many other things are made of rubber, such as gloves, tires and pegsNatural rubber, also known as Kaučas or Kačukas, consists of organic isotrenic polymers with other organic compounds and minor impurities of water. Summary Name Leak Phase STP Constant Density 1100 kg/m3 tensile strength 5 MPa resistance 15 MPa young elastic modulus 0.05 GPa Brinell hard N/A tuka tuka tuka tuka 0.5 w/mk heat capacity 13 k -000 price price 2.2 $/kg rubber type various materials is atmospheric pressure. Density is defined as the volume of the unit. It is a dense property mathematically divided as a mass: “In the words M/V, the density of the material (i) is divided by the total mass divided by the total volume of this material. The standard -I unit is one kilogram cubic meter (kg/m3). The standard English unit is one mass per cubic foot (LBM/FT3). Rubber density 1100 kg/m3. Example: Calculate the density of a cube height made of rubber weighing a metric container. Solution: Density is defined as a mass of volume per unit.), The height of this cube can be calculated: The height of this cube is a = 0.969 m rubber mechanical rubber in the mechanical properties of materials. The strength of the material is its ability to withstand a complex load and plastic deformation without fail. Strength of materials essentially refers to the link between external loads affecting the material, resulting in the resulting deformation or changes in the dimensions of the material. When designing structures and techniques, it is important to consider these factors so that the material you choose is strong enough to resist and maintain the original form. The strength of the material is its ability to withstand this load without failure or plastic deformation. In the case of stress, the material or structure capacity is called marginal strain strengths (UTs). Inheritance resistance or snow stress is a property of a substance defined as a stress at which the material begins to plastically deform, and the test point is the point at which nonlinear (elastic + plastic) deformation begins. If there is a busy uniform bar (stress and deformation curve), hook action,Behavior of the beam in the elastic range. The young elastic modulus is the tensile and sharp elastic modulus in the deformation of the device in a linear mode and is usually assessed by a tensile test. See also: Rubber restraint tensile strength - Rubber rubber restraint force is 5 MPa. The fluidity of the rubber is 15 MPa. The young elastic modulus of young elasticity is 0.05 GPa. The hardness of rubber in the science of the material is the hardness of the ability to withstand surface classification (localized plastic deformation) and scratches. The Binell Hardness Test is one of the hardness tests of stiffness hardness. During Brinell® testing, the solid spherical cavity is forced to bear some load on the test metal surface. The hardness number of the binel (HB) is divided by the area by the concave surface. The niche diameter is measured with a scaled microscope. The Brinel hardness number is calculated from the equation: The hardness of a rubber Brinel is approximately N/A. See also: Example of material hardness: force contains a plastic rod made of rubber. The cross section of this plastic rod is 1 cm2. Calculate the tensile force needed to achieve the maximum tensile strength of this material, namely: UTS = 5 MPa. Solution: Tight (°) can be compared to unit load or unit force (F) to section (a), perpendicular to force (f) is: f = Uts x A = 5 x 106 x 0.0001 = 500 n Rubber thermal properties - The melting point of rubber is 177°C. Note that these points are related to standard atmospheric pressure. Melting is usually a phase change of a material from a solid to a liquid. The melting point of a material is the temperature at which this phase change occurs. The melting point also determines the state in which a material can have an equilibrium of solid and liquid. It is difficult to define the melting point of various chemical compounds and alloys because they are usually a mixture of different chemical elements. Rubber thermal conductivity - rubber thermos is 0.5 W/(M K). The heat transfer properties of a solid material are measured by a property called thermalK (or î »), W/M.K. It is a measure of the ability of the material to carry heat from material through transmission. Remember that it refers to every subject regardless of the status of the Fourier law (permanent, liquid or gas), so it applies to fluids and gases. The thermal conductivity of most liquids and layers varies with temperature. In case of steam, it is also dependent on the pressure. In general: Most materials are almost homogeneous, so we can usually write k = k (t). Similar definitions are valid for thermal conductivity in Y and Z (KY, Kz) aspects, but thermal conductivity for isotropic material is not dependent on the transmission direction, kx = ky = kz = k. Gum - heat suitable heat. The appropriate temperature is rubber 1300 j/g k. Specific heat or appropriate heat is a feature of internal energy which is very important in thermodynamics. Intensive CV and CP properties are defined for clean, simple and compressed materials as partial derivatives of internal energy as U (T, V) and Entalpia H (T, P): Lower V and P shows the repaired variables. During differentiation. CV and CP is called (or thermal capacities), because under some special conditions, the amount of energy added as a result of heat exchange contains a change in the system temperature. The units in the SI system are j/kg K or j/mol K. Example: Calculation of heat exchange Thermal conductivity is defined as the amount of heat transmitted by a square material area with a certain thickness (in watt) (in meter). Notice of temperature. The lower the thermal conductivity of the material, the larger the material resistance to heat penetration. Calculate the heat flow rate from 3 m x 10 m (a = 30 m2) from the wall. The wall was made of rubber with 15 cm thick (L1) and thermal conductivity. Suppose that the internal and external temperature is 22 ° C and -8 ° C and the heat transfer coefficients via internal and external convection are H1 = 10 W/m2k and H2 = 30 W/m2k, respectively. It should be noted that these convection coefficients are primarily dependent on environmental and internal conditions (wind, humidity, etc.). Calculate the heat flow (heat loss) from this wall. SOLUTION: As written before, many heat exchange processes include complex systems and combination of themBoth conductivity and convection. These components are often convenient to work with a total heat transfer coefficient called U coefficient. U coefficient is determined by the expression similar to the cooling of Newton: the total heat transfer factor is associated with the overall thermal resistance and depends on the geometry of the problem. Accepting the heat transfer of one -dimensional heat through a flat wall and not taking into account the total heat transfer coefficient, the total heat transfer factor can be calculated as follows: U = 1/(1/10 + 0.15/0.5 + 1/30) = 2.31 W/ M2K heat flow can simply be calculated as: Q = 2.31 [W/m2k] x 30 [K] = 69.23 W/m2 total heat loss through this wall is: Qlossa = Q. A = 69.23 [W/ m2] x 30 [m2] = 2076.92 W W W